

# Condom Drainage Comparison Chart



## About Us

Independence Australia is a not-for-profit social enterprise supporting people with a disability or other physical need to regain, retain and extend their independence. For over three decades we have specialised in delivering quality healthcare products to people in their homes to help them enjoy a better quality of life. We stock over 12,000 products across all the major brands and offer expert advice to ensure you have the best products to meet your needs.



Independence Australia is a not-for-profit organisation. When you shop with us, you help to support and provide vital services to people living in the community with a disability or physical need.

## Why Choose Us?

### Competitive prices

- Low every day prices to stretch your dollar further
- Exclusive product promotions to guarantee value for money

### Prompt and professional delivery

- Warehouses in each state for quick delivery nationwide
- Same day delivery available to metropolitan areas
- FREE delivery for all online orders
- Discreet packaging available on request

### Professional service for your convenience

- Customer Service is available Monday to Friday 8am to 7pm and Saturday 8am to 12pm (AEST), with extended hours during daylight savings
- A team of professional staff in every state to provide expert advice and support

### FREE continence support

- FREE expert advice and consultation from our Urology and Continence Nurse Advisor
- FREE samples for disposable continence pads

### Easy payment options

- A 14-day payment plan
- A variety of payment methods are available

### Extensive experience

- Over 30 years experience in delivering products throughout Australia
- The preferred supplier on a variety of federal and state contracts

## Easy Ordering

All products can be ordered individually or in cartons through our easy ordering methods.



PHONE

1300 788 855



EMAIL

customerservice@independenceaustralia.com



FAX

1300 788 811



WEB STORE

www.independenceaustralia.com



IN PERSON

### QLD

15 Computer Road, Yatala QLD 4207

### NSW

6/25-27 Redfern Street, Wetherill Park NSW 2164

### VIC

35-37 Tinning Street, Brunswick VIC 3056

### TAS

225A Kennedy Drive, Cambridge TAS 7170

### SA







3 Duncan Road, Dry Creek SA 5094

### WA

18-22 Belmont Avenue, Rivervale WA 6103

## Payment Methods

Independence Australia offers a variety of easy payment methods including:

BPAY	
Credit Card	 
Postbillpay	
Cash or EFTPOS	
Cheque in Mail	

Brand	Product Code*	Supplier	Material	Sizes (mm)	Length	Adhesive	Carton Size	Special Features / Notes
<b>Condom Drainage</b>								
Active Cath	11270000	Sayco	Latex	23 28 31 35	Shorter	Stronger, wider	30	Strong adhesive
Clear Advantage	11270100	Sayco	Silicone	23 28 31 35 40	Standard	Standard	30	Breathable with aloe vera
Conveen Optima	11140300	Coloplast	PSX	25 30 35 40	Standard	Standard improved adhesive	30	Easy-on, anti-leak, stretchy, breathable, skin friendly, balanced adhesive
Conveen Optima	11140330	Coloplast	PSX	21 25 30 35	Shorter	Standard improved adhesive	30	Easy-on, anti-leak, stretchy, breathable, skin friendly, balanced adhesive
Conveen Security 2 Piece	11140000	Coloplast	Elastomer	21 25 30 35 40	Standard	Flexible, double sided adhesive tape	30	
Conveen Security 2 Piece	11140025	Coloplast	Latex	20 25 30 35 40	Standard	Flexible, double sided adhesive tape	30	Basic latex sheath
Conveen Security Easifit Short Sheath 1 Piece	11140250	Coloplast	Elastomer	21 25 30 35	Shorter	2.5 cm from tip	30	Anti kink push ring. Good for retraction
Conveen Security Self Adhesive 1 Piece	11140150	Coloplast	Elastomer	20 25 30 35 40	Standard	2.5 cm from tip	30	Anti kink push ring
Conveen Urisheath	11140100	Coloplast	Latex	20 25 30 35 40	Standard	2.5 cm from tip	30	
Freedom Cath	11270050	Sayco	Latex	23 28 31 35	Standard	Standard	30	Beaded rim
Freedom Clear	11270075	Sayco	Silicone	23 28 31 35 40	Standard	Standard	30	Ultra thin / increased breathability
Freedom Clear LS	11270800	Sayco	Silicone	23 28 31 35 40	Longer	Full length	30	Longer adhesive
Freedom Clear SS	11270850	Sayco	Silicone	23 28 31 35 40	Shorter	Full length	30	Minimises rolling of sheath
Hollister Inview Extra	11210200	Hollister	Silicone	25 29 32 36 41	Standard	70% more adhesive	30	70% more adhesive
Hollister Inview Special	11210000	Hollister	Silicone	25 29 32 36 41	Shorter	Standard	30	Clear for easy monitoring of skin. Good for retraction
Hollister Inview Standard	11210050	Hollister	Silicone	25 29 32 36 41	Standard	Standard	30	Clear for easy monitoring of skin
Pop On	11290000	Coloplast	Silicone	25 29 32 36	Shorter	Standard	30	Good for adolescents/retracted penis, kink proof
P-Sure Standard	11270900	Sayco	Silicone	20 24 28 30 32	Standard	Standard	30	70mm bufferzone to prevent blow offs, 11 sizes available if required
P-Sure Stronger Strength	11270950	Sayco	Silicone	20 24 28 30 32	Standard	Standard	30	70mm bufferzone to prevent blow offs, 11 sizes available if required
Sauer Latex	11271005	Sayco	Latex	20 24 28 30 32	Standard	Use with Sauer Glue. 50.20 Blue Tube	30	70mm bufferzone to prevent blow offs, 11 sizes available if required
Ultraflex	11290050	Coloplast	Silicone	25 29 32 36	Standard	Standard	30	
Uridrop Uridome	11000400	Medical Industries	Latex	25 30 35	Standard	Nil	300	Use double sided adhesive strip
Urisure No Tape	11000200	Medical Industries	Latex	25 30 35 40	Standard	Nil	100	Use double sided adhesive strip
Urisure Self Adhesive	11000220	Medical Industries	Latex	28 31 35	Standard	Full length	100	
Urocare Uro-Cath	11270505	Sayco	Latex	25 30 35	Standard	Use with single or double sided adhesive foam or glue	100	Low cost sheath
Urocare Uro-Cath	11270550	Sayco	Latex	30 35 40	Standard	Double sided adhesive foam	50	Sheath individually packed with foam tape
Wide Band	11290100	Coloplast	Silicone	25 29 32 36	Standard	70% more adhesive	30	8cm strong adhesive, beadless rim
<b>Adhesives</b>								
Double Sided Foam Strip	13270180	Sayco	Foam Adhesive	N/A	N/A	Double sided tape	50	Urine resistant, hypo allergenic, easy to remove
Sauer Glue 50.20	13270650	Sayco	Glue	N/A	N/A	Resin based	1xTube	Skin bond replacement
Sauer Glue 50.22	13270655	Sayco	Glue	N/A	N/A	Resin based	1xTube	Skin bond replacement with stronger adhesive
Sauer Glue 50.36	13270660	Sayco	Glue	N/A	N/A	Synthetic adhesive	1xTube	Non latex, strong adhesive
Single Sided Foam Strip	13270175	Sayco	Foam Adhesive	N/A	N/A	Single sided tape	50	Urine resistant, hypo allergenic, easy to remove
Urobond	23270100	Sayco	Glue	N/A	N/A	Paint on silicone adhesive	1xBottle	Low allergy, non flammable

Products are supplied as eaches

\* The first code of each product line is supplied in the table. Product codes vary across the sizes.

### Need advice?

Our Urology and Continence Nurse Advisor is available to assist with product choice and management strategies free of charge. Just call **1300 788 855** or email [askthenurse@independenceaustralia.com](mailto:askthenurse@independenceaustralia.com)

### Continence Aids Payment Scheme (CAPS)

CAPS is an Australian Government Scheme that provides a payment to assist eligible people who have permanent or severe incontinence to help meet some of the costs of their incontinence products. The 2014-15 funding amount is \$545.80 and all products can be purchased from Independence Australia.

# Useful Tips

## Measurement



A measuring guide will help to select the correct size of sheath. Please contact our customer service team on 1300 788 855 to request a FREE measuring guide.



Place measuring guide just behind the glands of the penis. If between sizes select the larger sized sheath.

## Preparation



Wash and dry the penis before applying the sheath



Before applying the sheath, trim pubic hair. Alternatively, use a paper towel or piece of fabric with a hole in the middle as a guard to keep pubic hair away



Don't use lotions, oils or talc as they may prevent a secure seal against the skin

## Application



If not circumcised make sure the foreskin is pulled forward over the head of the penis before applying sheath



Don't push the sheath hard against the penis tip. Leave a gap of approx 5cm.



Once rolled down, use the hand to make sure the condom is fitted correctly

## Aftercare



Remove the sheath whilst showering. (Adding a few drops of shampoo/conditioner may make removal easier)



If there is a problem with the sheath coming off when using an overnight drainage bag, check the bag tubing width. If too small (HB pencil size - S2 bag) it will create backflow and the sheath may come off. Try a bag with a wider tube instead (chalk size - S4 bag)

**Queensland**

15 Computer Road, Yatala QLD 4207

**New South Wales**

6/25-27 Redfern Street, Wetherill Park NSW 2164

**Victoria**

35-37 Tinning Street, Brunswick VIC 3056

**Tasmania**

225A Kennedy Drive, Cambridge TAS 7170

**South Australia**

3 Duncan Road, Dry Creek SA 5094

**Western Australia**

18-22 Belmont Avenue, Rivervale WA 6103